

HILMAN ROLLERS FT SERIES KITS & SETS

DELUXE KIT CAPACITIES: 3-60 TONS
COMPLETE SET CAPACITIES: 3-200 TONS



- **Steel Chain Action Rollers Move Equipment Over Ordinary Floors**
- **Kits Are Complete With Steel Storage Case; Sets Are Without Case**

**OUR MOST
POPULAR!**

- **Included: 4 Chain-Action Hilman Rollers, 2 Steering Handles, Plus 4 Preload Pads**

KIT/SET CAPACITY (TONS)	CAPACITY EACH ROLLER (TONS)	KIT PRODUCT NUMBER	SET PRODUCT NUMBER	KIT/SET INCLUDES (All Kits include steel cases)	ITEM	WEIGHT	
						LBS.	KGS.
3	.75	KRS-3-4S	RS-3-4S	Four #.75-SP Rollers, Two #3-KH Kit Size Handles in Kit, or Two #H36T 36" Handles in Set	KIT	54	24
					SET	50	23
3	.75	KRS-3-2S2R	RS-3-2S2R	Two #.75-SP Rollers, Two #.75-RP Rollers, Two #3-KH Kit Size Handles in Kit, or Two #H36T 36" Handles in Set	KIT	53	24
					SET	49	22
8	2	KRS-8-4S	RS-8-4S	Four #2-SP Rollers, Two #8-KH Kit Size Handles in Kit, or Two #H36T 36" Handles in Set	KIT	86	39
					SET	70	32
8	2	KRS-8-2S2R	RS-8-2S2R	Two #2-SP Rollers, Two #2-RP Rollers, Two #8-KH Kit Size Handles in Kit, or Two #H36T 36" Handles in Set	KIT	78	35
					SET	74	34
15	3.75	KRS-15-SLP	RS-15-SLP	Four #3.75-SLP Rollers, Two #KDH48F Kit Size Handles in Kit, or Two #H368F 36" Handles in Set	KIT	201	91
					SET	157	71
15	3.75	KRS-15-SLD	RS-15-SLD	Four #3.75-SLD Rollers, Four #P-1 Preload Pads, Two #KDH48F Kit Size Handles in Kit, or Two #H36F 38" Handles in Set	KIT	199	90
					SET	155	70
30	7.5	KRS-30-SLP	RS-30-SLP	Four #7.5-SLP Rollers, Two #KDH48F Kit Size Handles in Kit, or Two #H48F 48" Handles in Set	KIT	215	98
					SET	175	79
30	7.5	KRS-30-SLD	RS-30-SLD	Four #7.5-SLD Rollers, Four #P-1 Preload Pads, Two #KDH48F or Kit Size Handles in Kit, Two #H48F 48" Handles in Set	KIT	213	97
					SET	173	78
40	10	KRS-40-SLP	RS-40-SLP	Four #10-SLP Rollers, Two #KDH48F Kit Size Handles in Kit, or Two #H48F 48" Handles in Set	KIT	215	98
					SET	176	80
40	10	KRS-40-SLD	RS-40-SLD	Four #10-SLD Rollers, Four #P-1 Preload Pads, Two #KDH48F Kit Size Handles in Kit, or Two #H48F 48" Handles in Set	KIT	213	97
					SET	174	79
60	15	KRS-60-SLP	RS-60-SLP	Four #15-SLP Rollers, Two #KDH48F Kit Size Handles in Kit, or Two #H48F 48" Handles in Set	KIT	257	117
					SET	217	98
60	15	KRS-60-SLD	RS-60-SLD	Four #15-SLD Rollers, Four #P-1 Preload Pads, Two #KDH48F Kit Size Handles in Kit, or Two #H48F 48" Handles in Set	KIT	255	116
					SET	216	98
120	30	Not Available	RS-120-SLP	Four #30-SLP Rollers, Two #H60F 60" Handles	SET	514	233
120	30	Not Available	RS-120-SLD	Four #30-SLD Rollers, Four #P-2 Preload Pads, Two #H60F 60" Handles	SET	507	230
200	50	Not Available	RS-200-SLP	Four #50-SLP Rollers, Two #H60F 60" Handles	SET	832	377
200	50	Not Available	RS-200-SLD	Four #50-SLD Rollers, Four #P-2 Preload Pads, Two #H60F 60" Handles	SET	826	375

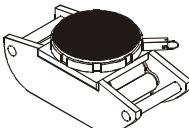
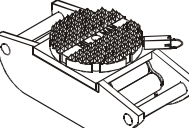
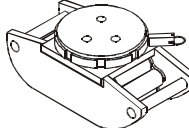
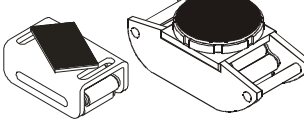
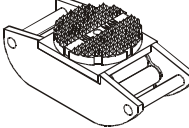
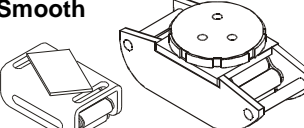
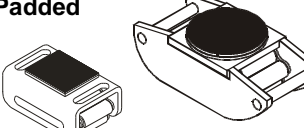
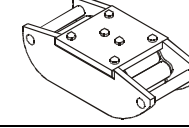
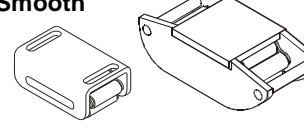


12 Timber Lane
Marlboro, NJ 07746
USA

1-888-2-ROLL-IT (Toll-Free North America)
732-462-6277 Fax: 732-462-6355
email: sales@hilmanrollers.com

HILMAN ROLLERS INDIVIDUAL ROLLERS

Individual Roller Specifications: .75 to 50 Ton Capacity

Roller Top Style	Capacity Tons	Model Number	Height		Width		Length		Weight		Contact Rolls	
			In.	MM	In.	MM	In.	MM	Lbs.	Kgs.		
Swivel Locking Padded 	3.75	3.75-SLP	5	127	5-3/4	146	10-1/2	267	34	15	5	
	7.5	7.5-SLP	5-1/4	133	5-3/4	146	10-1/2	267	37	17	5	
	10	10-SLP	5-1/4	133	5-3/4	146	10-1/2	267	38	17	5	
	15	15-SLP	5-1/8	130	5-3/4	146	12-3/4	324	47	21	5	
	30	30-SLP	8	203	8	203	15	381	123	56	5	
	50	50-SLP	8-15/16	227	8	203	21	533	196	89	7	
Swivel Locking Diamond 	3.75	3.75-SLD	4-3/4	121	5-3/4	146	10-1/2	267	33	15	5	
	7.5	7.5-SLD	5	127	5-3/4	146	10-1/2	267	36	16	5	
	10	10-SLD	5	127	5-3/4	146	10-1/2	267	37	17	5	
	15	15-SLD	4-7/8	124	5-3/4	146	12-3/4	324	47	21	5	
	30	30-SLD	7-1/8	181	8	203	15	381	120	54	5	
	50	50-SLD	8-1/16	205	8	203	21	533	197	89	7	
Swivel Locking Smooth 	3.75	3.75-SLS	4-5/8	117	6	152	10-1/2	267	36	16	5	
	7.5	7.5-SLS	4-7/8	124	6	152	10-1/2	267	38	17	5	
	10	10-SLS	4-7/8	124	6	152	10-1/2	267	39	18	5	
	15	15-SLS	4-3/4	121	6	152	12-3/4	324	47	21	5	
	30	30-SLS	7	178	8	203	15	381	120	54	5	
	50	50-SLS	7-15/16	202	8	203	21	533	197	89	7	
Swivel Padded 	.75	.75-SP	3-5/16	84	3-5/8	92	6-1/2	165	9	4	5	
	2	2-SP	3-15/16	100	4-1/8	105	6-1/2	165	15	7	4	
	3.75	3.75-SP	5	127	5-3/4	146	10-1/2	267	33	15	5	
	7.5	7.5-SP	5-1/4	133	5-3/4	146	10-1/2	267	37	17	5	
	10	10-SP	5-1/4	133	5-3/4	146	10-1/2	267	38	17	5	
	15	15-SP	5-1/8	130	5-3/4	146	12-3/4	324	47	21	5	
	30	30-SP	8	203	8	203	15	381	119	54	5	
	50	50-SP	8-15/16	227	8	203	21	533	197	89	7	
	Swivel Diamond 	3.75	3.75-SD	4-3/4	121	5-3/4	146	10-1/2	267	33	15	5
		7.5	7.5-SD	5	127	5-3/4	146	10-1/2	267	36	16	5
10		10-SD	5	127	5-3/4	146	10-1/2	267	37	17	5	
15		15-SD	4-7/8	124	5-3/4	146	12-3/4	331	46	21	5	
30		30-SD	7-1/8	181	8	203	15	381	120	54	5	
50		50-SD	8-1/16	205	8	203	21	534	196	89	7	
Swivel Smooth 	.75	.75-SS	3-1/16	78	3-5/8	92	6-1/2	165	9	4	5	
	2	2-SS	3-11/16	94	4-1/8	105	6-1/2	165	15	7	4	
	3.75	3.75-SS	4-5/8	117	6	152	10-1/2	267	34	15	5	
	7.5	7.5-SS	4-7/8	124	6	152	10-1/2	267	37	17	5	
	10	10-SS	4-7/8	124	6	152	10-1/2	267	39	18	5	
	15	15-SS	4-3/4	121	6	152	12-3/4	324	47	21	5	
Rigid Padded 	.75	.75-RP	3	76	3-5/8	92	6-1/2	165	9	4	5	
	2	2-RP	3-9/16	90	4-1/8	105	6-1/2	165	15	7	4	
	3.75	3.75-RP	4-1/8	105	5-3/4	146	10-1/2	267	30	14	5	
	7.5	7.5-RP	4-7/16	113	5-3/4	146	10-1/2	267	32	15	5	
	10	10-RP	4-7/16	113	5-3/4	146	10-1/2	267	35	15	5	
	15	15-RP	4-1/4	108	6-3/8	162	12-3/4	324	42	19	5	
Rigid Diamond 	3.75	3.75-RD	4*	102	5-5/8	143	10-1/2	267	29	13	5	
	7.5	7.5-RD	4-1/4*	108	5-5/8	143	10-1/2	267	32	15	5	
	10	10-RD	4-1/4*	108	5-5/8	143	10-1/2	267	33	15	5	
	15	15-RD	4-3/32*	104	6-3/8	162	12-3/4	324	41	19	5	
	30	30-RD	6-1/8*	156	8	203	15	381	104	47	5	
	50	50-RD	7-1/8*	181	8	203	21	533	182	83	7	
Rigid Smooth 	.75	.75-RS	2-3/4	70	3-5/8	92	6-1/2	165	9	4	5	
	2	2-RS	3-1/4	83	4-1/8	105	6-1/2	165	15	7	4	
	3.75	3.75-RS	3-5/8	92	5-5/8	143	10-1/2	267	29	13	5	
	7.5	7.5-RS	3-7/8	98	5-5/8	143	10-1/2	267	32	15	5	
	10	10-RS	3-7/8	98	5-5/8	143	10-1/2	267	33	15	5	
	15	15-RS	3-13/16	97	6-3/8	162	12-3/4	324	42	19	5	
	30	30-RS	5-3/4	146	8	203	15	381	104	47	5	
50	50-RS	6-3/4	171	8	203	21	533	181	82	7		

*Measurement to top of spike



12 Timber Lane
Marlboro, NJ 07746
USA

1-888-2-ROLL-IT (Toll-Free North America)
732-462-6277 Fax: 732-462-6355
email: sales@hilmanrollers.com

HILMAN ROLLERS NYTON SERIES KITS & SETS

DELUXE KIT CAPACITIES: 2-24 TONS
COMPLETE SET CAPACITIES: 2-40 TONS

**THE CHAIN
ACTION ROLLER
WITH FLOOR
PROTECTION**



**HIGH
IMPACT
NYLON
ROLL
MATERIAL**

- NYTON CHAIN ROLLERS PROTECT MODERN FACTORY FLOORS
- ROLL ON PAINTED OR COATED CONCRETE OR SPECIAL INDUSTRIAL AND COMMERCIAL FLOORS
- INCLUDES: 4 SWIVEL OR SWIVEL-LOCKING PADDED NYTON ROLLERS AND 2 STEERING HANDLES
- KITS ARE COMPLETE WITH STEEL STORAGE CASE; SETS ARE WITHOUT CASE
- IN SOME CASES, ADDITIONAL PROTECTION MAY BE NECESSARY

KIT / SET CAPACITY (TONS)	CAPACITY EACH ROLLER (TONS)	KIT PRODUCT NUMBER	SET PRODUCT NUMBER	KIT / SET INCLUDES (All kits include steel cases)	ITEM	WEIGHT LBS.	KGS.
2	0.5	KNRS-2-4S	NRS-2-4S	Four #N.5-SP Rollers, Two #3-KH Kit Size Handles in Kit, or Two #H36T 36" Handles in Set	KIT SET	47 43	21 20
2	0.5	KNRS-2-2S/2R	NRS-2-S/2R	Two #N.5-SP Rollers, Two #N.5-RP Rollers, Two #3-KH Kit Size Handles in Kit, or Two #H36T 36" Handles in Set	KIT SET	45 41	20 19
4	1	KNRS-4-4S	NRS-4-4S	Four #N1-SP Rollers, Two #8-KH Kit Size Handles in Kit, or Two #H36F 36" Handles in Set	KIT SET	71 61	32 28
4	1	KNRS-4-2S/2R	NRS-4-2S/2R	Two #N1-SP Rollers, Two #N1-RP Rollers, Two #8-KH Kit Size Handles in Kit, or Two #H36T 36" Handles in Set	KIT SET	69 58	31 26
8	2	KNRS-8-SLP	NRS-8-SLP	Four #N2-SLP Rollers, Two #KDH48F Kit Size Handles in Kit, or Two #H48F 48" Handles in Set	KIT SET	177 137	80 62
12	3	KNRS-12-SLP	NRS-12-SLP	Four #N3-SLP Rollers, Two #KDH48F Handles in Kit, or Two #H48F 48" Handles in Set	KIT SET	180 140	82 64
24	6	KNRS-24-SLP	NRS-24-SLP	Four #N6-SLP Rollers, Two #KDH48F Kit Size Handles in Kit, or Two #H48F 48" Handles in Set	KIT SET	206 166	93 75
40	10	Not Available	NRS-40-SLP	Four #N10-SLP Rollers, Two #H60F 60" Handles	SET	429	195



12 Timber Lane
Marlboro, NJ 07746
USA

1-888-2-ROLL-IT (Toll-Free North America)
732-462-6277 Fax: 732-462-6355
email: sales@hilmanrollers.com

HILMAN ROLLERS ERS SERIES KITS & SETS

DELUXE KIT CAPACITIES: 15-50 TONS
COMPLETE SET CAPACITIES: 15-400 TONS

**VERSITILE
2-PIECE DESIGN**



- HILMAN'S LOWEST HEIGHT BASIC ROLLER UNIT
- TWO-PIECE DESIGN FEATURES BASE ROLLER PLUS DETACHABLE SWIVEL ATTACHMENT
- INCLUDED: 4 BASE ERS HILMAN ROLLERS, SWIVEL ATTACHMENTS, 2 STEERING HANDLES, PLUS 4 PRELOAD PADS
- KITS ARE COMPLETE WITH STEEL STORAGE CASE; SETS ARE WITHOUT CASE

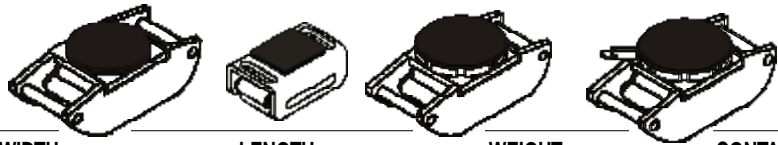
KIT / SET CAPACITY (TONS)	CAPACITY EACH ROLLER (TONS)	KIT PRODUCT NUMBER	SET PRODUCT NUMBER	KIT / SET INCLUDES (All Kits include steel cases)	ITEM	WEIGHT LBS.	KGS.
15	3.75	KRS-15-ERSD	RS-15-ERSD	Four #3.75-ERS Rollers, Four #T-3.75 SLD Swivel-Locking Attachments Four #P-1 Preload Pads, Two #KDH48E Kit Size Handles in Kit, or Two #H36E 36" Handles in Set	KIT: SET:	178 132	81 60
20	5	KRS-20-ERSD	RS-20-ERSD	Four #5W-ERS Rollers, Four #T-5WLD Swivel-Locking Attachments Four #P-1 Preload Pads, Two #KDH48E Kit Size Handles in Kit, or Two #H36E 36" Handles in Set	KIT: SET:	190 144	86 65
40	10	KS-40-ERSD	RS-40-ERSD	Four #10-ERS Rollers, Four #T-10LD Swivel-Locking Attachments Four #P-1 Preload Pads, Two #KDH48E Kit Size Handles in Kit, or Two #H48E 36" Handles in Set	KIT: SET:	232 190	105 86
50	12.5	KRS-50-ERSD	RS-50-ERSD	Four #12.5W-ERS Rollers, Four #T-12.5WLD Swivel-Locking Attachments, Four #P-1 Preload Pads, Two #KDH48E Kit Size Handles in Kit, or Two #H48E 36" Handles in Set	KIT: SET:	241 189	109 86
100	25	Not Available	RS-100-ERSD	Four #25-ERS Rollers, Four #T-25LD Swivel-Locking Attachments Four #P-2 Preload Pads, Two #H48E 48" Handles in set	SET:	504	229
260	65	Not Available	RS-260-ERSD	Four #65-ERS Rollers, Four #T-65LD Swivel-Locking Attachments, Four #P-2 Preload Pads, Two #H60E 60" Handles	SET:	858	389
400	100	Not Available	RS-400-ERSD	Four #100-ERS Rollers, Four #T-100LD Swivel-Locking Attachments, Four #P-2 Preload Pads, Two #H60E" Handles	SET:	908	412



12 Timber Lane
Marlboro, NJ 07746
USA

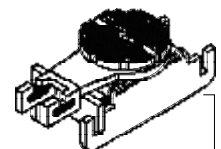
1-888-2-ROLL-IT (Toll-Free North America)
732-462-6277 Fax: 732-462-6355
email: sales@hilmanrollers.com

HILMAN ROLLERS NYTON SERIES INDIVIDUAL ROLLER SPECIFICATIONS



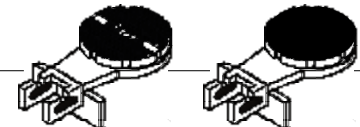
CAPACITY (TONS)	PRODUCT NUMBER	HEIGHT		WIDTH		LENGTH		WEIGHT		CONTACT ROLLS
		IN.	MM.	IN.	MM.	IN.	MM.	LBS.	KGS.	
.5	N.S-SP	3-5/16	84	3-5/8	92	6-1/2	165	7	3	5
1	N1-SP	3-15/16	100	4-1/8	105	6-1/2	165	11	5	4
2	N2-SLP	5	127	5-3/4	146	10-1/2	267	28	13	5
3	N3-SLP	5-1/4	133	5-3/4	146	10-1/2	267	28	13	5
6	N6-SLP	5-1/8	130	6-3/8	162	12-3/4	324	34	15	5
10	N10-SLP	8	203	8	203	15	381	102	46	5
.5	N.5-RP	3	76	3-5/8	92	6-1/2	165	6	3	5
1	N1-RP	3-9/16	90	4-1/8	105	6-1/2	165	11	5	4
2	N2-RP	4-1/8	105	5-3/4	146	10-1/2	267	23	10	5
3	N3-RP	4-7/16	113	5-3/4	146	10-1/2	267	24	11	5
6	N6-RP	4-1/4	108	6-3/8	162	12-3/4	324	30	14	5
10	N10-RP	6-3/4	171	8	203	15	381	89	40	5

ERS SERIES BASIC ERS ROLLER SPECIFICATIONS



CAPACITY (TONS)	PRODUCT NUMBER	HEIGHT		WIDTH		LENGTH		WEIGHT		CONTACT ROLLS
		IN.	MM.	IN.	MM.	IN.	MM.	LBS.	KGS.	
3.75	3.75-ERS	2-3/4	70	4-7/16	113	8-5/8	219	15	7	5
5	5-ERS	2-3/4	70	5-5/16	135	8-5/8	219	20	9	4
10	10-ERS	3-3/8	86	5-3/16	132	10-3/8	264	29	13	5
12.5	12.5-ERS	3-3/8	86	5-5/8	143	10-3/8	264	31	14	5
25	25-ERS	4-3/4	121	7-1/4	184	15-3/4	400	79	36	5
65	65-ERS	5-5/8	143	7-3/8	187	23	584	156	71	6
100	100-ERS	5-5/8	143	7-7/8	200	23	584	165	75	6

ERS SWIVEL ATTACHMENTS



PRODUCT NUMBERS				INDIVIDUAL ROLLER PRODUCT NUMBER	FITS	DIMENSIONS (COMBINED WITH ROLLER)								
SWIVEL LOCKING DIAMOND GRID TOP	SWIVEL LOCKING PADDED TOP	SWIVEL DIAMOND TOP	SWIVEL PADDED TOP			PADDED STYLE HEIGHT IN.	MM.	DIAMOND STYLE HEIGHT IN.	MM.	ATTACHMENT WIDTH		LENGTH*		WEIGHT
								IN.	MM.	IN.	MM.	LBS.	KGS.	
T-3.75LD	T-3.75LP	T-3.75D	T-3.75P	3.75-ERS	4-9/16	116	4-7/16	113	6	152	11-1/8	283	14	6
T-5LD	T-5LP	T-5D	T-5P	5-ERS	4-9/16	116	4-7/16	113	6	152	11-1/8	283	14	6
T-10LD	T-10LP	T-10D	T-10P	10-ERS	5-13/16	148	5-1/16	129	5-1/2	140	12-3/4	324	15	7
T-12.5LD	T-12.5LP	T-12.5D	T-12.5P	12.5-ERS	5-13/16	148	5-1/16	129	6	152	12-3/4	324	15	7
T-25LD	T-25LP	T-25D	T-25P	25-ERS	7-7/8	200	7	178	7	178	18	457	38	17
T-65LD	T-65LP	T-65D	T-65P	65-ERS	8-7/8	225	7-7/8	200	7 1/2	191	25-1/4	641	44	20
T-100LD	T-100LP	T-100D	T-100P	100-ERS	8-7/8	225	8	203	7-1/2	191	25-1/4	641	50	22

*Includes Roller.

ERS STEERING HANDLES

MODEL	FITS	DESCRIPTION	LENGTH*		WEIGHT	
			IN.	MM.	LBS.	KGS.
KDH48E	ERS Series 15-50 ton kits	Two-Part Kit-Size Handle	48	1219	12	5
H36E	ERS Series Swivel Attachments to T-25	One-Part Handle	36	914	8	4
H48E	ERS Series Swivel Attachments to T-65	One-Part Handle	48	1219	11	5
H60E	All ERS Series Swivel Attachments	One-Part Handle	60	1524	13	6



12 Timber Lane
Marlboro, NJ 07746
USA

1-888-2-ROLL-IT (Toll-Free North America)
732-462-6277 Fax: 732-462-6355
email: sales@hilmanrollers.com